



**ADEZZ**

DESIGN TO GROW

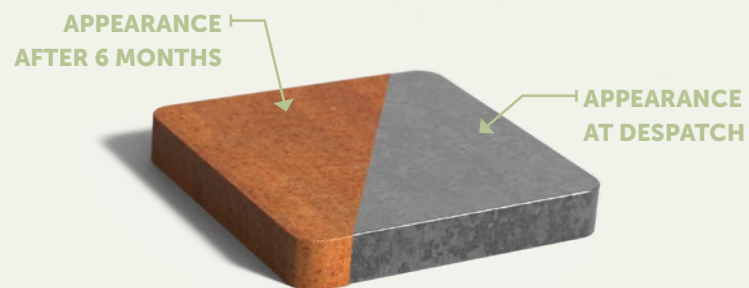
**DOMUS**

# DOMUS

The DOMUS planter has a distinctive 'floating' rim around the top. This will create a light and dynamic look in gardens and on patios.



# Material corten steel



The DOMUS corten steel planter will add boldness and warmth to any garden, thanks to the orange-brown patina on the metal. This patina is formed by a natural layer of rust. Another name for corten steel is weathering steel: weather conditions have a positive effect on this planter.

Corten steel is a metal alloy made by adding copper, phosphorus, silicon, nickel and chromium to iron. When exposed to air, the material forms a protective layer of rust. This natural coating prevents further corrosion, extending the planter's life.

## SPECIFICATIONS

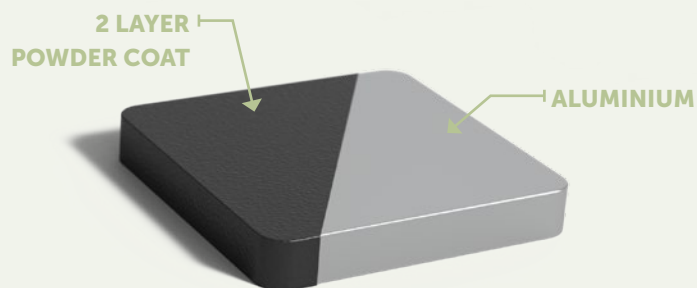
- 5-year guarantee.
- Corten steel planters are very robust, hard-wearing, weatherproof, low-maintenance and durable.
- The planter has hidden feet and drainage holes, which allows it to float a little above the ground and provides optimal drainage.
- The corten steel has a standard thickness of 2 mm.
- Products are delivered without rust. The corten steel rusting process takes about 4-5 months, depending on weather conditions.
- The rust can be fixed by applying Owatrol. This is a penetrating rust inhibitor that forms a protective anti-rust coating. Owatrol protects the planter and stops the rust on corten steel flaking off.

## KEY POINTS TO NOTE

- Products should be unpacked immediately upon receipt to release any moisture trapped inside the packaging. If the product is left in its packaging, it may develop uneven rust patches.
- Ensure proper drainage.
- Do not use an overflow pipe; no excess water should remain in the corten steel planter. This can cause the metal to corrode due to the interaction of oxygen and soil.
- Do not use hydro pellets: they retain moisture.
- We do not recommend using corten steel within 2 km of a coastline.
- The weathering process may cause rust run-off.
- The guarantee expires if you drill or grind in a way that is not specified.



# Material aluminium



The DOMUS aluminium planter gives gardens a stylish look. The planter is corrosion resistant. By default, it is not waterproof. Aluminium is very lightweight. The aluminium planter can be left outside all year round without damage, even in freezing temperatures. That means that you can enjoy this planter for many years.

Once constructed, the aluminium planter is given several finishing treatments. The metal is roughened to allow better adhesion of the powder coating. This powder coating is available in a variety of colours and is applied with a strong adhesive primer. Finally, the planter is finished with a hard topcoat. This ensures that the DOMUS aluminium planter is scratch resistant.

## SPECIFICATIONS

- 5-year guarantee.
- Aluminium planters are very robust, hard-wearing, resistant to corrosion and durable.
- The aluminium has a thickness of 3 mm.
- The planter has hidden feet and drainage holes, which allows it to float a little above the ground (15 mm) and provides optimal drainage.
- Scratch-resistant topcoat.
- We also supply professional maintenance products.

## KEY POINTS TO NOTE

- Products should be unpacked immediately upon receipt to release any moisture trapped inside the packaging. This moisture can cause stains that are difficult to remove.
- Keep the drainage holes clear to allow excess water to run off.
- The guarantee expires if you drill or grind in a way that is not specified.
- Clean annually by hosing dirt from the planter with clean tap water, followed by cleaning with detergent. Do not use a pressure washer and/or scouring pad for this purpose. This damages the coating.

## RAL COLOURS

Standard RAL colours are RAL 7016, RAL 7021, RAL 9005 and RAL 9016. For all other available RAL colours, please check our website. There is a start-up charge for these colours.

**Note!** Colours may vary from the image.



RAL 7016

RAL 7021

RAL 9005

RAL 9016

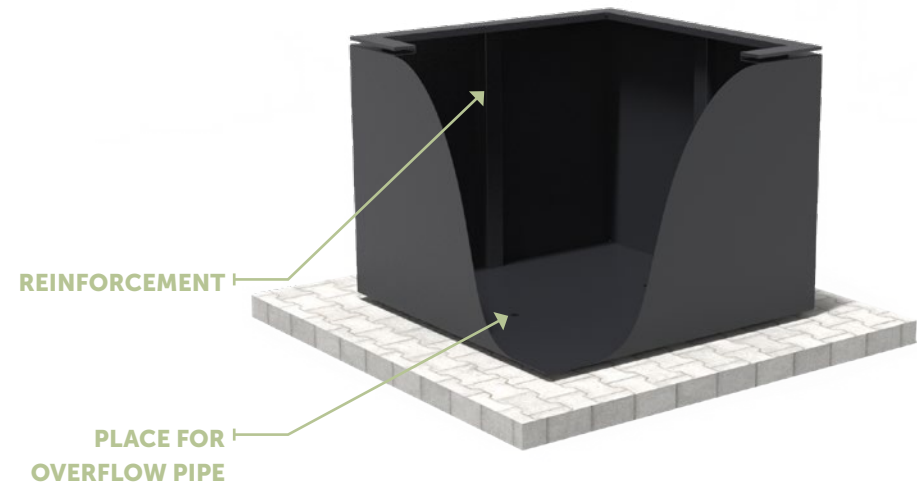
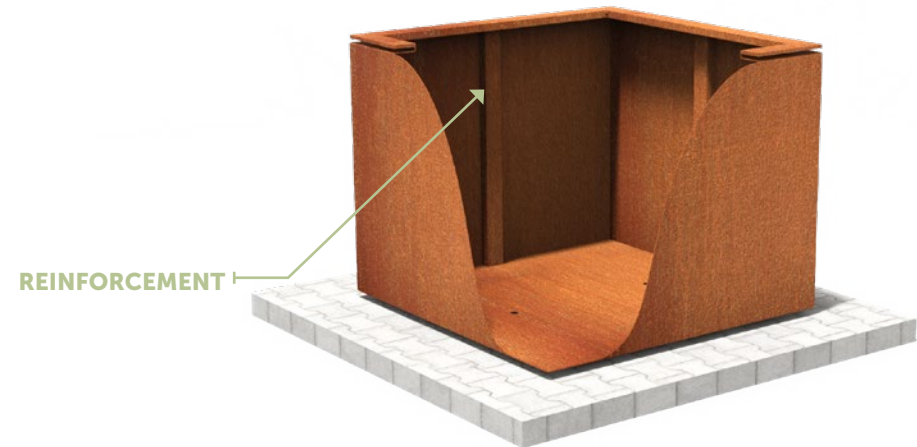
# Installation

## CORTEN STEEL

1. Provide a flat, solid surface. If not done carefully, it can create tension in the product which can result in damage to the product.  
**Note!** Never use an overflow pipe with corten steel planters!
2. Reinforcement in planters are essential for the construction and dimensional stability of the planter. A tension rod must never be removed!
3. Always provide sufficient breathing space (minimum 1 cm) around the planters to prevent moisture trapping.

## ALUMINIUM

1. Provide a flat, solid surface. If not done carefully, it can create tension in the product which can result in damage to the product.
2. If desired, place overflow pipes in the designated place in the bottom of the planter to create a water reservoir. The number of overflow pipes to be used depends on the number of drainage holes, view the drawings on our website for the correct number.
3. Reinforcement in planters are essential for the construction and dimensional stability of the planter. A tension rod must never be removed!
4. Always provide sufficient breathing space (minimum 1 cm) around the planters to prevent moisture trapping.



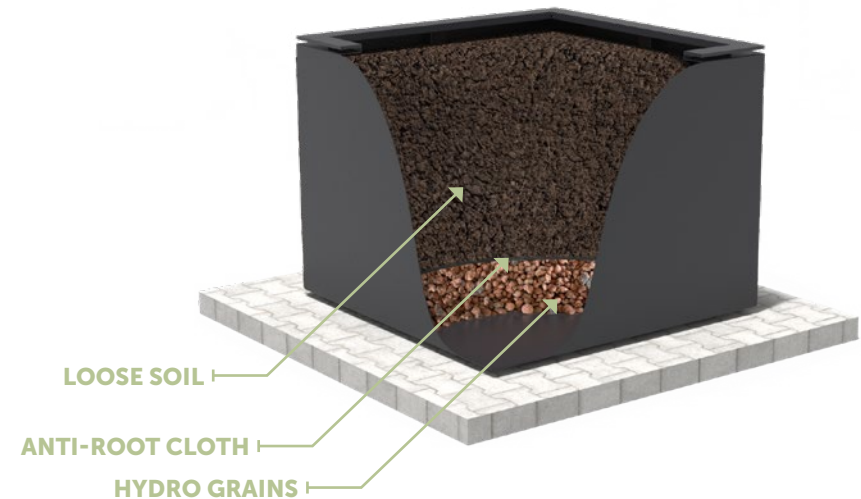
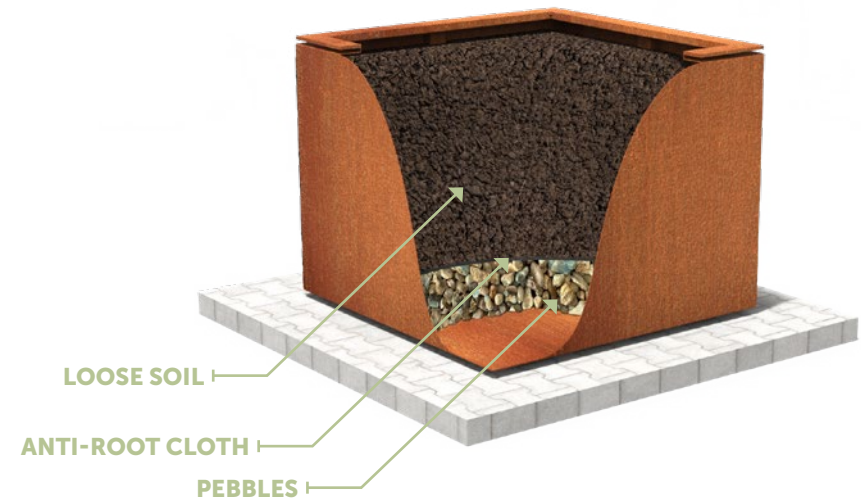
# Planting advice

## CORTEN STEEL

1. Cover the bottom of the planter with a layer of gravel (approx. 10 cm, Ø35 mm grading).
2. Place a permeable anti-root membrane over the gravel.
3. Cover the membrane with soil suitable for your chosen plants.
4. Do not use an overflow pipe; no water should remain in the corten steel planter.

## ALUMINIUM

1. Insert the overflow pipes into the drainage holes prepared for them.
2. Fill the planter with about 10 cm of drainage material.
3. Place a permeable anti-root membrane over the drainage material.
4. Cover the membrane with soil suitable for your chosen plants.
5. Keep the drainage holes clear so that excess water can run off.



# Accessories

All our accessories meet the highest standards and are a highly suitable addition to our products. Visit [www.adezz.com](http://www.adezz.com) for a complete overview of our accessories.



## RUST ACCELERATOR

### CORTEN STEEL

Our corten steel products are delivered un-rusted and the weathering process will take approximately 4-5 months. This process can be accelerated with the BIO rust accelerator available on our website. Always read the descriptions on the packaging carefully before use.



## CORTEN VARNISH

### CORTEN STEEL

Corten varnish can be applied to the corten steel products to stop the weathering process. Always read the descriptions on the packaging carefully before use.



## CLEANER & PROTECTOR

### ALUMINIUM

We recommend cleaning our products at least twice a year. For optimal results, use the ADEZZ BIO Cleaner & Protector. Always read the descriptions on the packaging carefully before use.



## OVERFLOW PIPE

### ALUMINIUM

Overflow pipes provide a water buffer at the bottom of the planter and fit into the standard drainage holes, making them easy to install.

# ADEZZ

DESIGN TO GROW

Spending time outdoors has soared in popularity over the last few years, becoming an increasingly important part of our daily lives. Our brands ADEZZ, FORNO and FURNS offer a diverse range of products guaranteed to enhance the outdoor experience. Our collections create an ambience in which you can enjoy your garden to the fullest.

All brands have their own character, but they are designed to work together, allowing you to create endless combinations. The materials, finishes and styles are repeated across the collections so that they coordinate beautifully. The result? A long-lasting, stylish garden design: from sleek edging to exclusive furniture and from sturdy fireplaces to elegant water tables.

We design and manufacture all our products in-house, ensuring that we can continue to provide the high quality that you have come to expect from us. And we do this at the most competitive price possible. All our products are made in Europe with the utmost care, so we can be sure that they meet our exacting standards.

